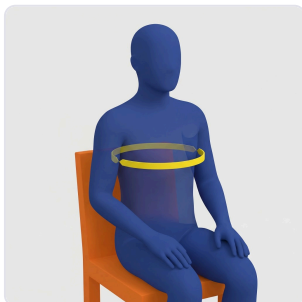


Sizing & Measurement Guide

403PB • 503 LAYDOWN VEST

Take the three measurements below while the passenger is sitting down. Use them to find which vest size fits, or to order a custom-made vest. Every EZ-ON vest can be custom made to fit a passenger's individual needs.



PASSENGER'S MEASUREMENT

Chest Circumference

Wrap the tape measure around the chest at armpit height. Passenger must be sitting down.


403PB

XS 18"–24"
 S 25"–32"
 M 32"–37"
 L 37"–42"

503 LAYDOWN VEST

XS 18"–24"
 S 23"–29"
 M 28"–34"

in.



PASSENGER'S MEASUREMENT

Hip Circumference

Wrap the tape measure around the hips, right over the hip bones. Passenger must be sitting down.

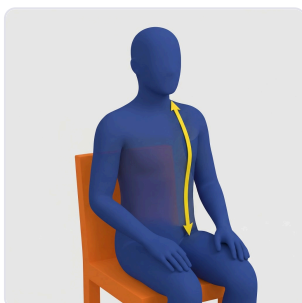
403PB

XS 18"–24"
 S 25"–32"
 M 32"–37"
 L 37"–42"

503 LAYDOWN VEST

XS 18"–24"
 S 23"–29"
 M 28"–34"

in.



PASSENGER'S MEASUREMENT

Shoulder to Hip

Measure straight down from the top of the shoulder to the hip bone. Passenger must be sitting down.

403PB

XS 13"–17"
 S 14"–18"
 M 17"–21"
 L 20"–24"

503 LAYDOWN VEST

XS 10"–14"
 S 12"–16"
 M 14"–18"

in.

WHEN IS CUSTOM SIZING REQUIRED?

1. If any measurement lands in a **different size** than the others, this passenger needs a custom vest.



Not sure? [Check your size online.](#)